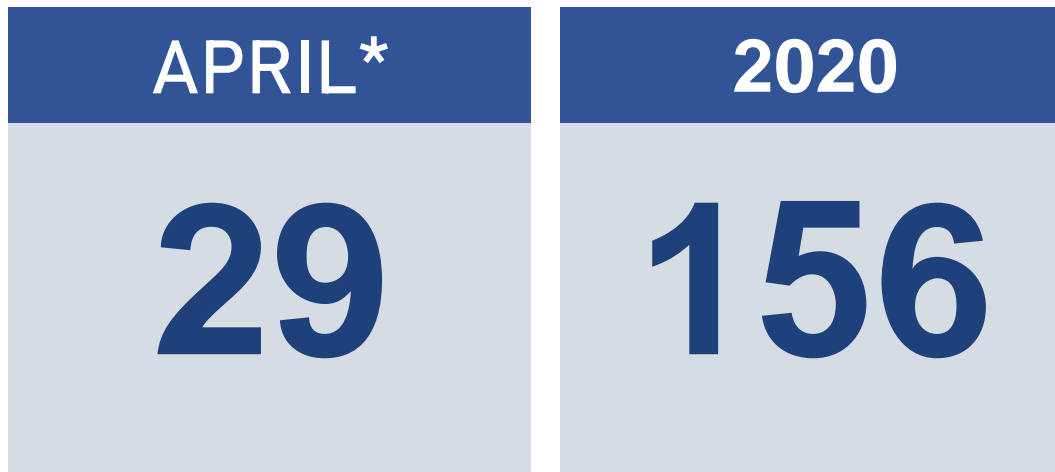


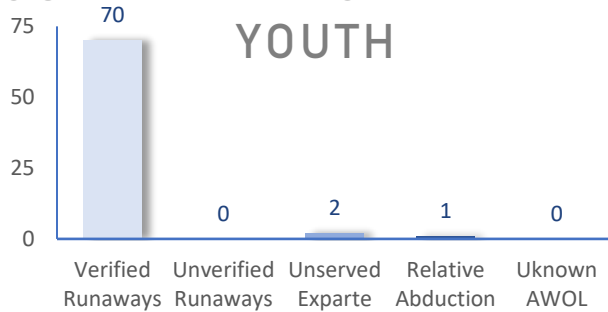
The following statistics show the status and demographics of absent Kansas foster youth and track DCF's successful recovery efforts.

## RECOVERED YOUTH

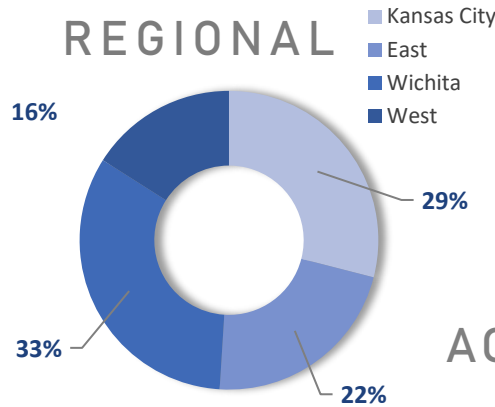


\*A youth may be recovered more than once per month.

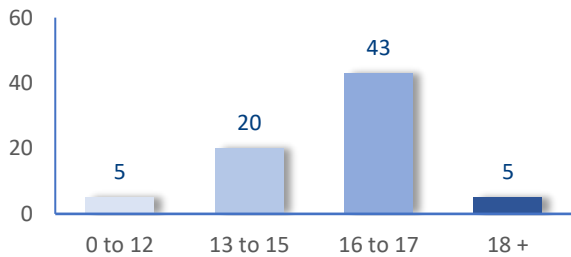
## CURRENT AWOL YOUTH



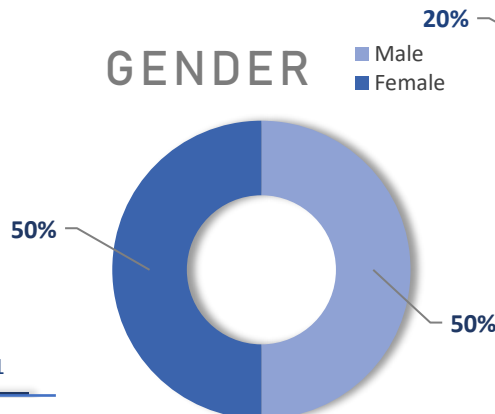
## REGIONAL



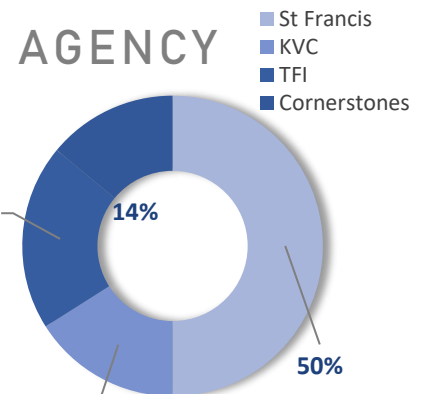
## AGE



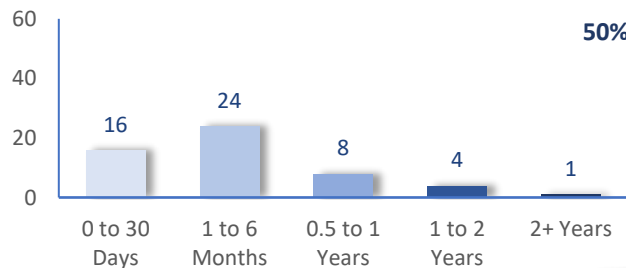
## GENDER



## AGENCY



## TIME



## DAILY AWOL YOUTH

# 2020

January		February		March		April	
DATE	# AWOL	DATE	# AWOL	DATE	# AWOL	DATE	# AWOL
2	56	3	55	2	50	1	62
3	50	4	55	3	53	2	63
6	52	5	54	4	60	3	68
7	54	6	54	5	62	6	70
8	50	7	54	6	61	7	73
9	47	10	54	9	58	8	70
10	47	11	54	10	56	9	69
13	54	12	54	11	58	10	72
14	53	13	54	12	56	13	75
15	54	14	54	13	60	14	73
16	53	17	51	16	60	15	73
17	53	18	52	17	58	16	72
20	53	19	54	18	60	17	72
21	49	20	53	19	60	20	73
22	47	21	54	20	63	21	
23	49	24	54	23	63	22	
24	50	25	54	24	63	23	
27	54	26	53	25	63	24	
28	52	27	50	26	63	27	
29	53	28	49	27	63	28	
30	53			30	62	29	
31	55	31	55	31	65	30	